

# NOLITA

**Design** Francesco Lucchese

2 divani + 21 elementi componibili + 1 pouf

Struttura in legno massello d'abette e multistrato d'abette con cinghie elastiche.  
Imbottitura della struttura in poliuretano espanso rivestito in fibra accoppiata con maglina.

Modello con particolare cinghiatura sullo schienale in grado di flettersi per una perfetta ergonomia e momenti di puro relax.

Cuscini di seduta in poliuretano espanso a quote differenziate (HT 35/CBM con rinforzi anteriori e laterali HT 40/cbm) rivestito in cotone accoppiato.

Cuscini schienale in piuma.

Piedini in alluminio pressofuso con puntale in gomma antiscivolo e antigraffio, cromati o verniciati a polvere color grigio nerastro lucido (RAL 7021).

Elementi rivestiti in tessuto completamente sfoderabili; elementi rivestiti in pelle con cuscineria sfoderabile e struttura non sfoderabile.

2 individual sofas + 21 modular elements + 1 ottoman

Wooden frame in solid fir and fir plywood with elastic straps, upholstered in expanded polyurethane, fibre covering matched with jersey.

Model with a particular strap system in the backrest, enabling a flexion for a perfect ergonomics and moments of pure relaxation.

Seat cushions in expanded polyurethane, with differentiated density (HT 35/cbm with side and front parts HT 40/cbm), fibre covering matched with cotton.

Backrest feather cushions.

Die-cast aluminium feet, with non-slip and non-scratch tips, chrome-plated or powder coated colour gloss black grey RAL (7021).

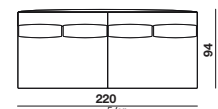
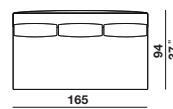
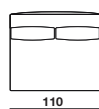
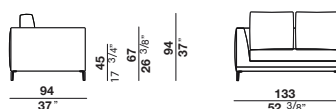
Elements with fully removable fabric covers; elements upholstered with leather with fully removable covers for the cushions and non-removable covers for the structure.

## CENTRALI - CENTRAL ELEMENTS

EL 110

EL 165

EL 220



## TERMINALI - END ELEMENTS

EL 131/S

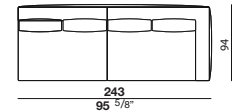
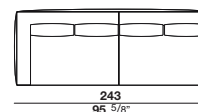
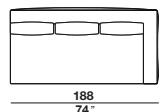
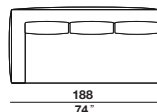
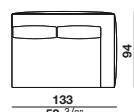
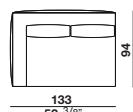
EL 132/D

EL 181/S

EL 182/D

EL 241/S

EL 242/D



## ANGOLI / CORNERS

EL 133/S

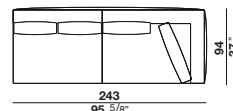
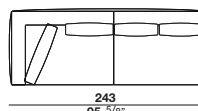
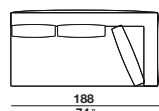
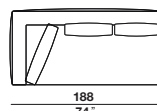
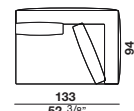
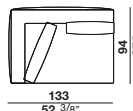
EL 134/D

EL 183/S

EL 184/D

EL 243/S

EL 244/D



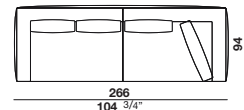
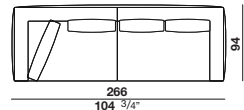
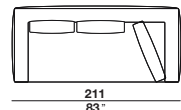
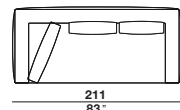
## ANGOLI TERMINALI / CORNERS + END ELEMENTS

EL 211/S

EL 212/D

EL 261/S

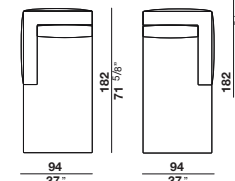
EL 262/D



## CHAISE LONGUES

EL 91/S

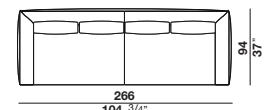
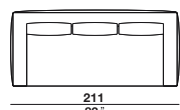
EL 92/D



## ELEMENTI INDIVIDUALI / INDIVIDUAL ELEMENTS

EL 210

EL 260



## POUFF / OTTOMAN

EL 90

